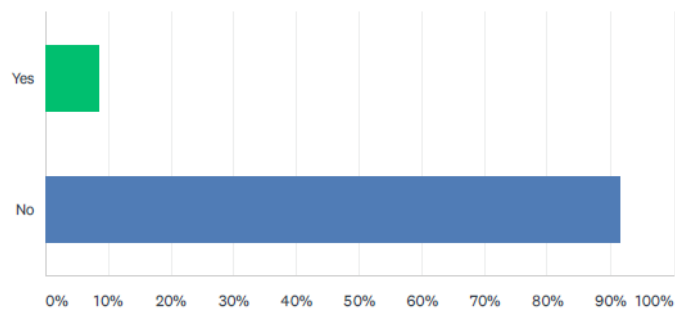


## Annual Policing Survey 2019

### Results

Q1 Do you currently work for, or volunteer with, the police?

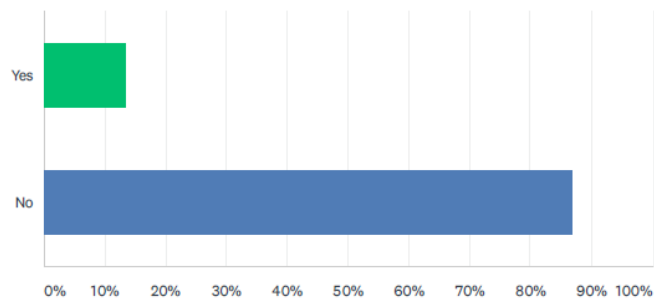
Answered: 1,031 Skipped: 4



ANSWER CHOICES	RESPONSES	
Yes	8.54%	88
No	91.56%	944
Total Respondents: 1,031		

Q2 Have you been a victim of crime in Cheshire in the last year?

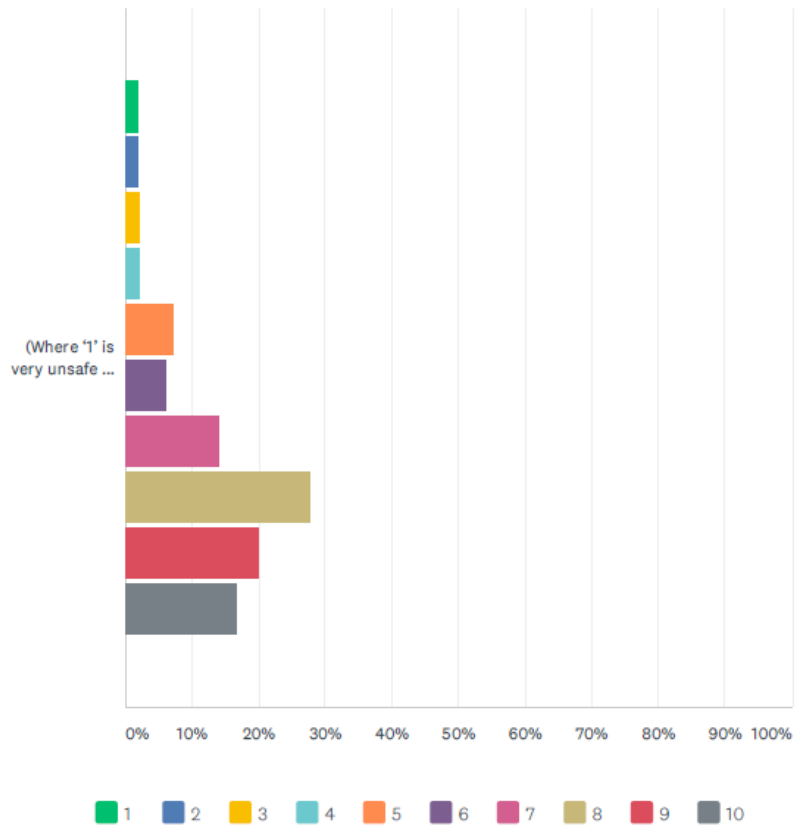
Answered: 1,026 Skipped: 9



ANSWER CHOICES	RESPONSES	
Yes	13.35%	137
No	86.74%	890
Total Respondents: 1,026		

### Q3 How safe do you feel in your area, on a scale of 1 to 10?

Answered: 1,027 Skipped: 8



	1	2	3	4	5	6	7	8	9	10	TOTAL	WEIGHTED AVERAGE
(Where '1' is very unsafe and '10' is very safe)	1.85% 19	1.95% 20	2.04% 21	2.14% 22	7.30% 75	6.04% 62	14.02% 144	27.85% 286	20.16% 207	16.65% 171	1,027	7.62

### Q4 In your view, what one type of crime or anti-social behaviour does your local area have the biggest issue with?

Reponses	Total
Drugs	219
Hate Crime	18
Theft / Burglary	134
Speeding / traffic	57
littering	35
Alcohol	64
ASB youths	147
Domestic abuse	6
Rural Crime	22

ASB	141
Other road safety issues	47
None /nothing	64
Knife crime	31
Homeless / and being aggressive	9
Vandalism	43
sexual assault	3
Off road bikes/quads	32
dog fowling	8
Fighting/ violence	18
Fly tipping	4
Inappropriate/not relevant answer	7
	1109

Q5 Tell us one thing Cheshire police does really well

Reponses	Total
PCSO	69
Social media	45
Engaging in young people/ schools	20
122	10
Response to calls	105
Engaging with the community	139
Visibility	145
tackling crime	48
None (not sure)	125
speeding offences / traffic	42
Investigating crimes	11
Supportive/ helpful	58
other (their job, do well with resource they have, neighbourhood)	49
Everything	41
Feel safe	25
Inappropriate/not relevant answer/ nothing	62

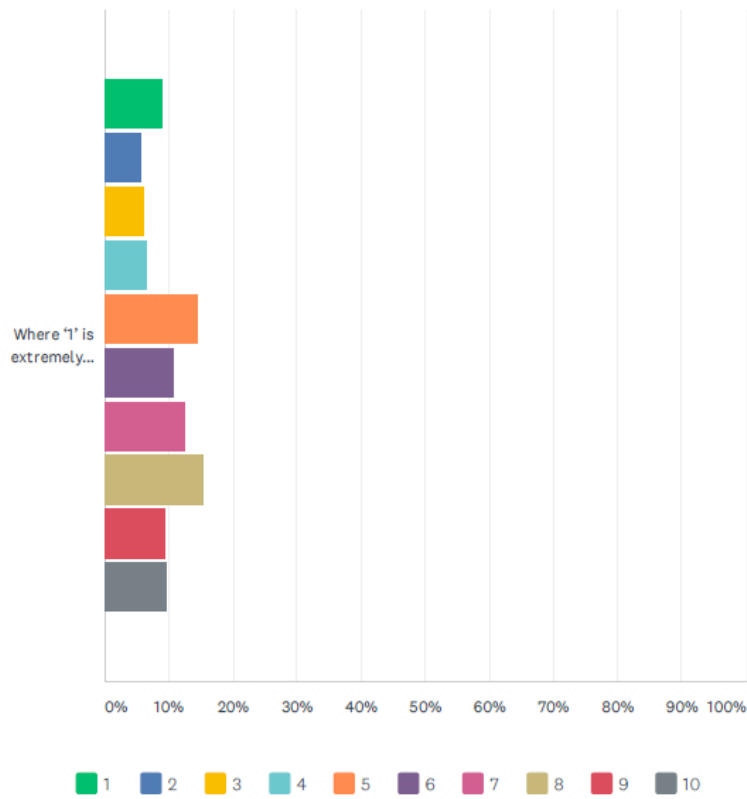
994

Q6 Tell us one thing Cheshire police could do better

Reponses	Total
Visibility	276
Tackling/arrest drugs	18
Traffic/ parking offences / bikes/ speeding/ phones in cars	42
Response to theft/ burglary	5
Improve 101	18
Improve response/ complaints/ effectiveness/ feedback/ follow-up	70
More police officers/ funding/ support/ training/ longer office hours	129
ASB youths/ Prevention / support for youths	32
Homeless off the streets /drugs	6
Rural crime more support/ hunt/anit-hunt/ fly tipping	14
Protect/support the vulnerable/ victims/ Domestic abuse	21
More communication/ engagement	33
Officers to have more compassion/approachable/ Community/ listen	23
None (not sure)	106
Hate Crime/ Cyber crime	4
Solving crime/ penalties / prevention/ reduce crime/ investigation	29
Safety outside of School/ visit schools+uni	6
Knife crime/ gun crime	6
County lines	1
Travellers	3
mental health/ knowledge	3
Keep doing what we are doing	17
ASB	3
everything	4
Bikes/cyclists	4
Inappropriate/not relevant answer/ nothing	79
	952

### Q7 On a scale of 1 to 10, how satisfied are you with police visibility in your area?

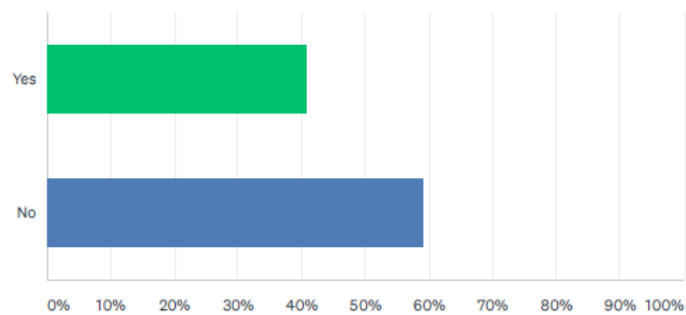
Answered: 1,012 Skipped: 23



	1	2	3	4	5	6	7	8	9	10	TOTAL	WEIGHTED AVERAGE
Where '1' is extremely unsatisfied and '10 is extremely satisfied)	9.09% 92	5.73% 58	6.13% 62	6.62% 67	14.43% 146	10.77% 109	12.55% 127	15.51% 157	9.49% 96	9.68% 98	1,012	

### Q8 Do you know your local PCSO (by name or sight) and do know where you can meet with them in your area?

Answered: 1,021 Skipped: 14



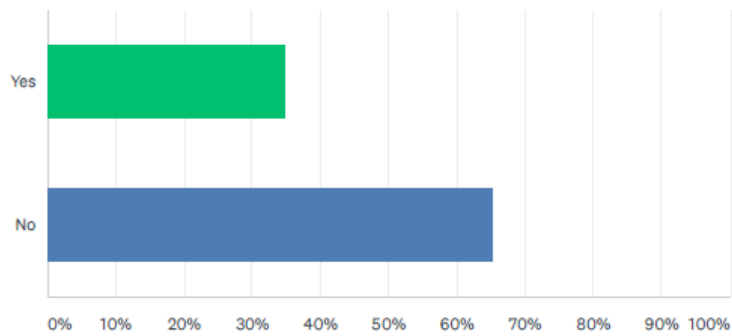
ANSWER CHOICES	RESPONSES	
Yes	40.84%	417
No	59.16%	604
TOTAL		1,021

Q9 If you had one priority for policing in Cheshire, what would it be?

Reponses	Total
Visibility	185
Tackling/arrest drugs	99
More funding/ officers/ PCSOs	113
Youth Crime Prevention/ service opportunities	51
public safety/ Support/Help/ event safety	32
support victims/ vulnerable/ domestic abuse	22
safer roads/ speeding/ phones in cars	73
react to rural crime/ hunt	15
Off road bikes/ cyclists	6
get homeless of the streets	7
Hate Crime/ cyber crime	18
Keep doing what we are doing	8
ASB	85
N/A / Not sure	59
improve on thefts/burglary	27
knife crime	40
answering the phone/ response	19
Drunks/ spiking drinks/ safe space	10
reduce violent crime/ vandalism/ organised crime	10
Solving crime/ prevention/ penalties for crime	35
littering prosecute/ dog fouling	3
Schools/ children education/safety/ bullying	15
approachable / engaging/ community/ communication	21
Support county lines	5
collaboration working/ agencies	13
travellers	2
More custody stations	1
Inappropriate/not relevant answer	26
	<hr/> 1000 <hr/>

### Q10 Before completing this survey, did you know who your Police & Crime Commissioner was?

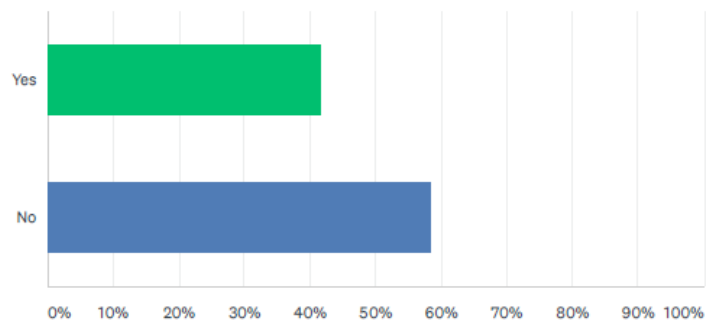
Answered: 1,022 Skipped: 13



ANSWER CHOICES	RESPONSES	
Yes	34.64%	354
No	65.36%	668
TOTAL		1,022

### Q11 Before completing this survey, did you know what your Police & Crime Commissioner did?

Answered: 1,024 Skipped: 11



ANSWER CHOICES	RESPONSES	
Yes	41.70%	427
No	58.30%	597
TOTAL		1,024





Q14

Save as

## What is your gender?

Answered: 1,001 Skipped: 34

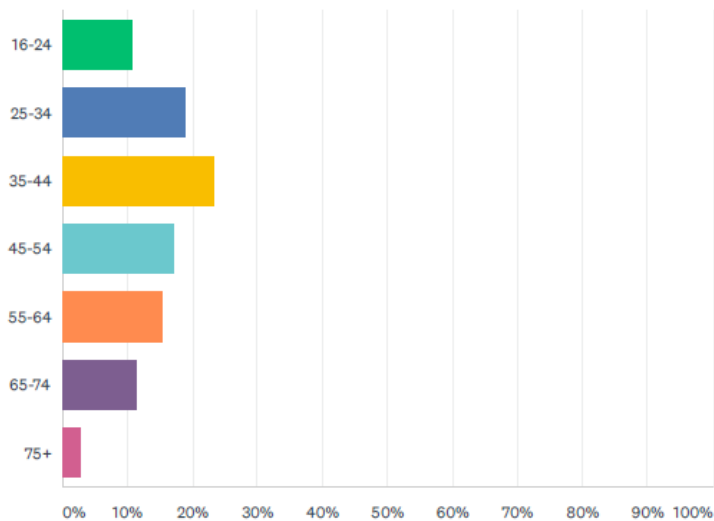
RESPONSES (1,001) **WORD CLOUD** TAGS (0)

Cloud View List View Search responses

Female	54.25%	543
Male	30.57%	306
f	7.89%	79
m	4.30%	43
Non binary	0.60%	6

## Q15 How old are you?

Answered: 1,008 Skipped: 27



ANSWER CHOICES	RESPONSES
16-24	10.71% 108
25-34	19.05% 192
35-44	23.41% 236
45-54	17.06% 172
55-64	15.38% 155
65-74	11.51% 116
75+	2.88% 29
TOTAL	1,008

Q16

 Save as ▾

## What is your ethnicity?

Answered: 991 Skipped: 44

RESPONSES (991) **WORD CLOUD** TAGS (0)

Cloud View

List View

Search responses



▼ White British		62.66%	621
▼ British		11.40%	113
▼ White		9.49%	94
▼ W b		5.85%	58
▼ English		3.53%	35
▼ British white		1.01%	10
▼ Indian		0.81%	8
▼ Black		0.71%	7
▼ European		0.71%	7
▼ Asian		0.50%	5